











Kortsiktig prognose

Stasjons gjennomsnitt

	 °C	 %	 hPa	 m/s	 mm/h	 °C
28 Des	9.0 / 3.6	99.0	1017.8	0.0	10.4	8.6 / 2.2
29 Des	3.7 / 2.0	99.0	1019.2	0.0	4.3	2.3 / 0.3
30 Des	0.0 / 0.0	0.0	0.0	0.0	0.0	0.0 / 0.0
1 Jan	0.0 / 0.0	0.0	0.0	0.0	0.0	0.0 / 0.0
2 Jan	0.0 / 0.0	0.0	0.0	0.0	0.0	0.0 / 0.0
3 Jan	0.0 / 0.0	0.0	0.0	0.0	0.0	0.0 / 0.0
4 Jan	0.0 / 0.0	0.0	0.0	0.0	0.0	0.0 / 0.0
5 Jan	0.0 / 0.0	0.0	0.0	0.0	0.0	0.0 / 0.0
6 Jan	0.0 / 0.0	0.0	0.0	0.0	0.0	0.0 / 0.0

Stasjonens ytterpunkt

	 °C	 %	 hPa	 m/s	 m/s	 mm/h	 °C
28 Des	9.2 2024	99.0 2024	1024.4 2024	0.6 2024	2.0 2024	10.4 2024	8.8 2024
	3.4 2024	99.0 2024	1013.3 2024	-	-	-	1.9 2024
29 Des	3.8 2024	99.0 2024	1021.5 2024	0.8 2024	2.6 2024	4.3 2024	2.4 2024
	1.9 2024	99.0 2024	1015.8 2024	-	-	-	0.2 2024
30 Des	-	-	-	-	-	-	-
	-	-	-	-	-	-	-
1 Jan	-	-	-	-	-	-	-
	-	-	-	-	-	-	-
2 Jan	-	-	-	-	-	-	-
	-	-	-	-	-	-	-
3 Jan	-	-	-	-	-	-	-
	-	-	-	-	-	-	-
4 Jan	-	-	-	-	-	-	-
	-	-	-	-	-	-	-
5 Jan	-	-	-	-	-	-	-
	-	-	-	-	-	-	-
6 Jan	-	-	-	-	-	-	-
	-	-	-	-	-	-	-

Almanakk

